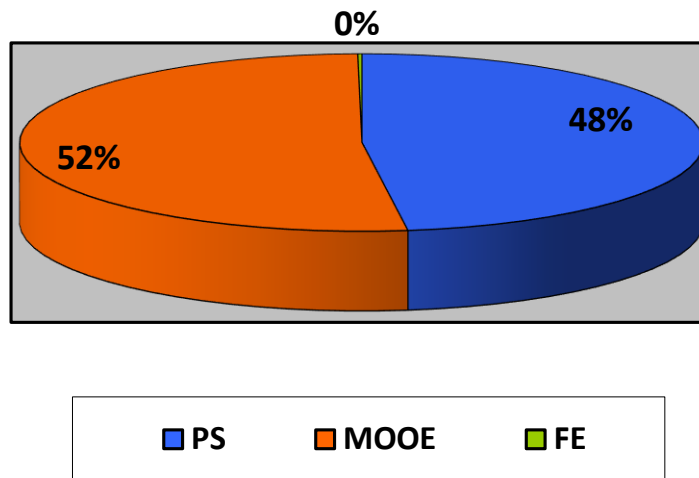




Republic of the Philippines  
City of Bago  
**OFFICE OF THE CITY ACCOUNTANT**

**EXPENDITURES BY EXPENSE CLASS**  
**For the period January 1 to June 30, 2019**

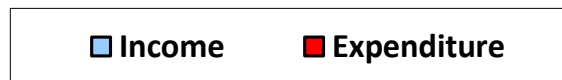
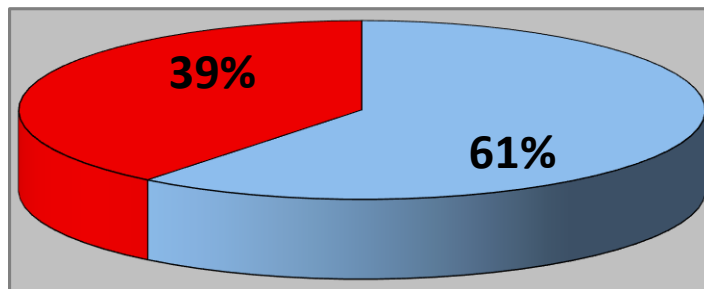


<b>Expenditure Classification</b>	<b>Amount</b>
Personal Services (PS)	157,853,447.46
Maintenance and Other Operating Expenses (MOOE)	171,305,780.92
Financial Expenses	652,384.17
	<b>329,811,612.55</b>



Republic of the Philippines  
City of Bago  
**OFFICE OF THE CITY ACCOUNTANT**

**INCOME VS. EXPENDITURES**  
For the period January 1 to June 30, 2019



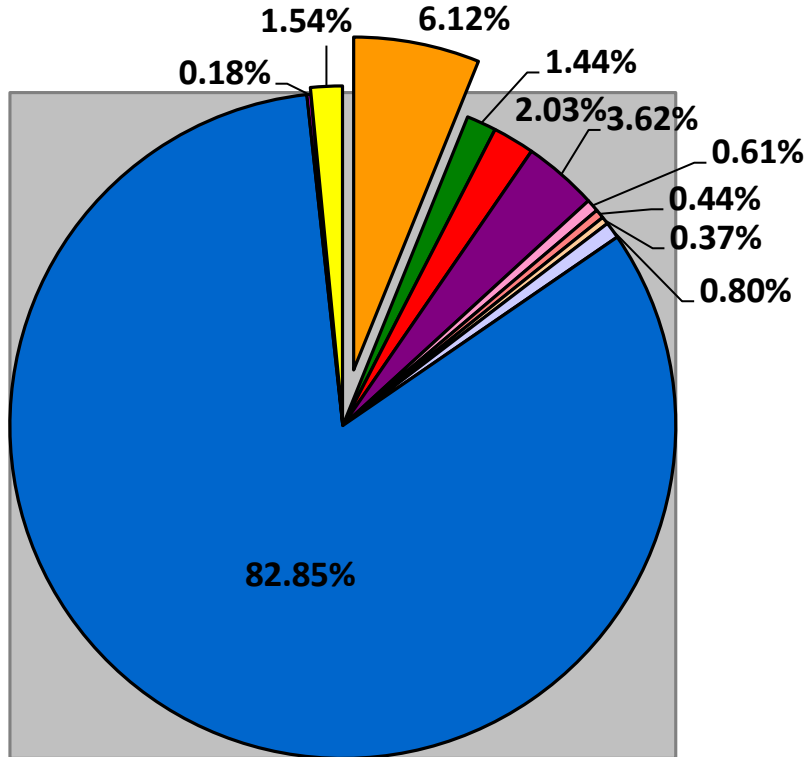
Classification	Amount
Income	509,333,120.01
Expenditures	329,811,612.55



Republic of the Philippines  
City of Bago

**OFFICE OF THE CITY ACCOUNTANT**

**INCOME BY SOURCE**  
For the period January 1 to June 30, 2019



Income Classification	Amount
Local Taxes (LT)	31,155,574.81
Service Income (SI)	7,352,457.74
Real Property Tax (RPT)	10,333,933.24
Business Income	18,413,825.65
Income from Grants and Donations (IGD)	3,100,274.99
Other Fines and Penalties (OFP)	1,060,208.37
Interest Income (II)	1,865,150.39
Miscellaneous Income (MI)	4,078,967.10
Internal Revenue Allotment (IRA)	422,004,918.00
Share from National Wealth (SNW)	938,154.15
Permit Fees	7,844,328.31
	<b>509,333,120.01</b>

